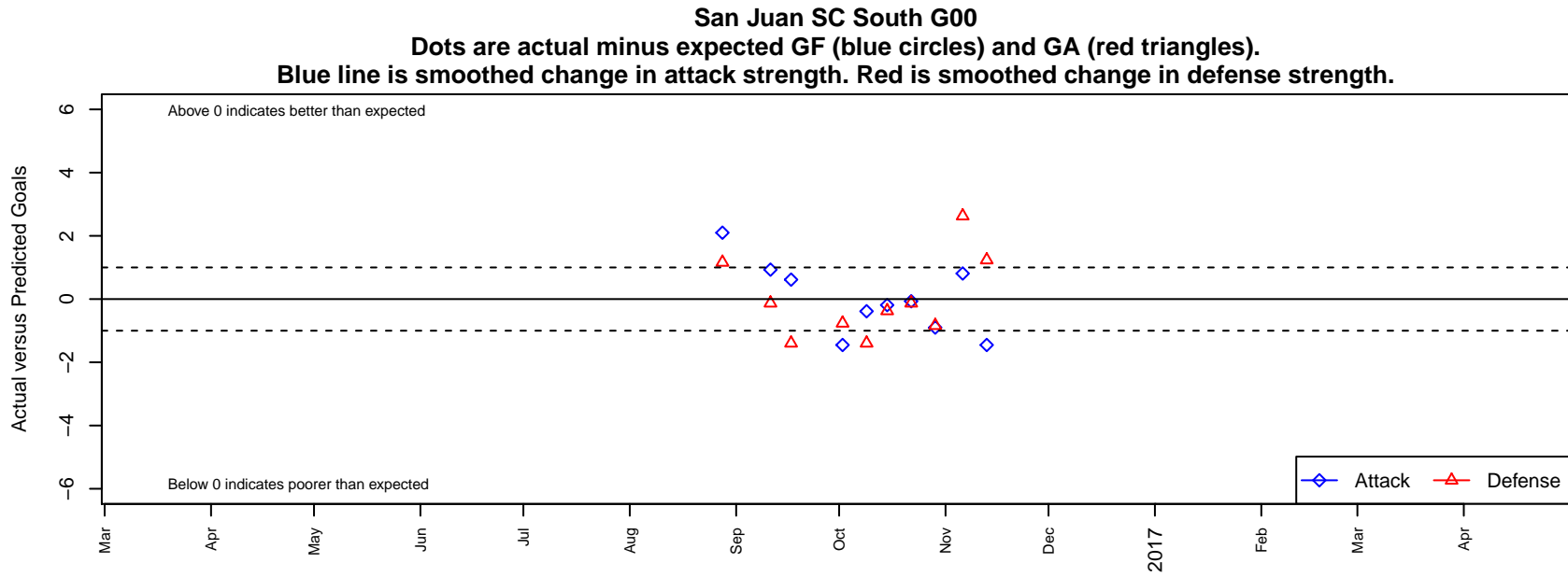


# San Juan SC South G00

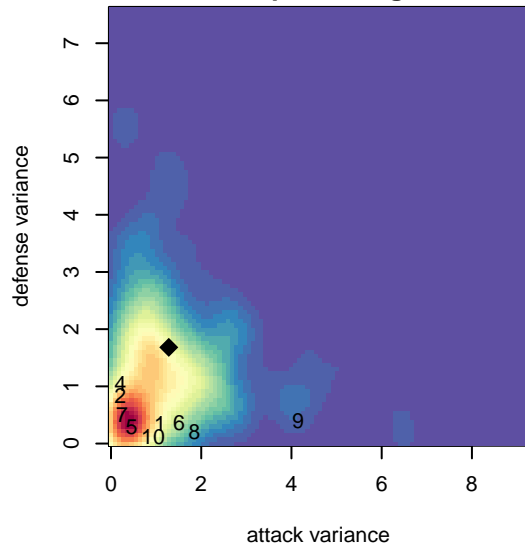
, CAN  
G00 total strength=1835  
attack=40.48 defense=32.2

alt names used:  
SAN JUAN SOUTH 00

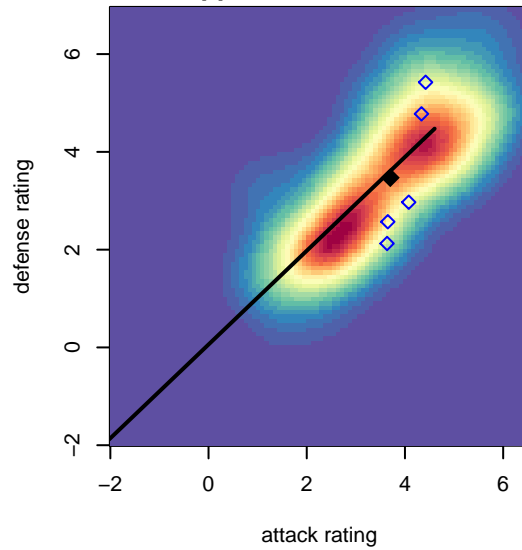
Venues played:  
2016 FWRL CAN CRL U17



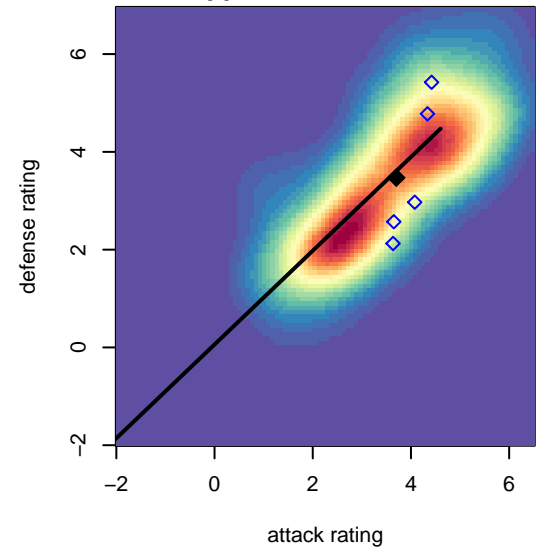
attack and defense variance (black dot)  
relative to other teams  
and top 10 in region



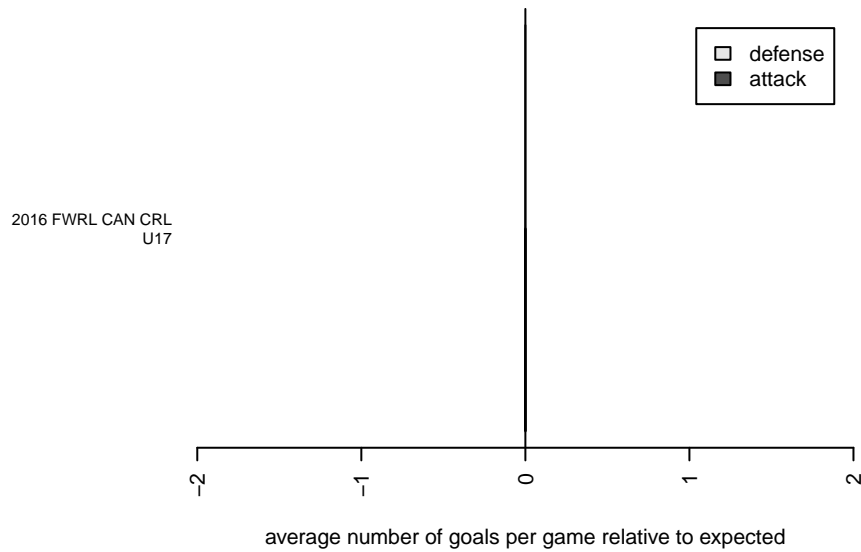
attack and defense rating  
relative to others at age  
and all opponents in last 13 months



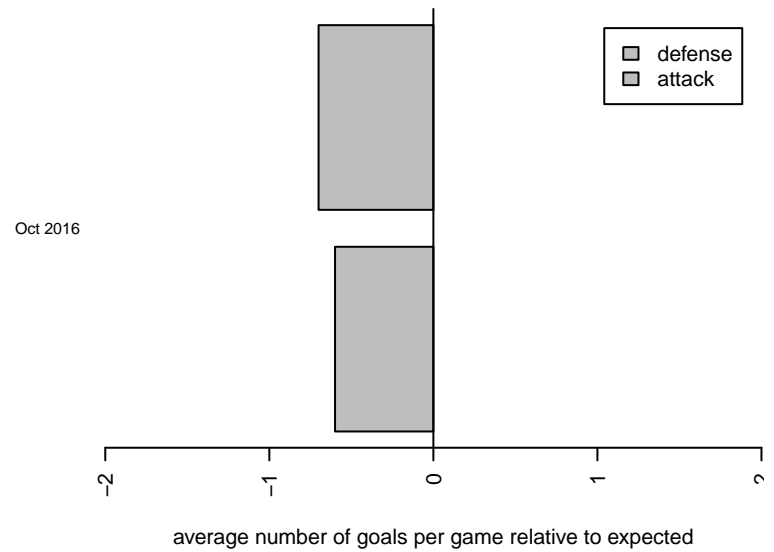
attack and defense rating  
relative to others at age  
and all opponents in last 13 months



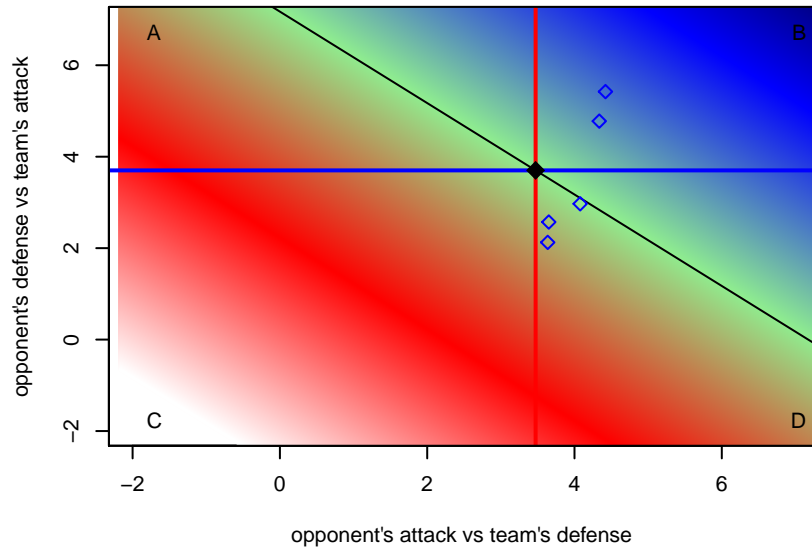
Performance relative to 13 month average



Performance relative to 13 month average



Distribution of opponents  
 Red = Lose zone, Blue = Win zone, Green = Even  
 Black line separates win/lose zones



lot. A=Neither has attack advantage, B=Opponent has both attack and defense advantage, C=Opponent has both attack and defense disadvantage, D=Both have

<b>date</b>	<b>home</b>		<b>away</b>		<b>venue</b>	<b>pred.home</b>	<b>pred.away</b>
2016-11-13	San Juan SC South G00	2	CAN Timbers -Unk G00	0	2016 FWRL CAN CRL U17	3.45	1.24
2016-11-06	San Juan SC South G00	1	Livermore Fusion SC Maroon G00	0	2016 FWRL CAN CRL U17	0.19	2.63
2016-10-29	San Juan SC South G00	4	Sunnyvale Alliance SC Red G00	2	2016 FWRL CAN CRL U17	4.90	1.16
2016-10-22	Santa Clara Sporting Green G00	2	San Juan SC South G00	2	2016 FWRL CAN CRL U17	1.87	2.07
2016-10-15	Livermore Fusion SC Maroon G00	3	San Juan SC South G00	0	2016 FWRL CAN CRL U17	2.63	0.19
2016-10-09	San Juan SC South G00	0	Diablo FC NPL G00	4	2016 FWRL CAN CRL U17	0.39	2.60
2016-10-02	CAN Timbers -Unk G00	2	San Juan SC South G00	2	2016 FWRL CAN CRL U17	1.24	3.45
2016-09-17	Diablo FC NPL G00	4	San Juan SC South G00	1	2016 FWRL CAN CRL U17	2.60	0.39
2016-09-11	San Juan SC South G00	3	Santa Clara Sporting Green G00	2	2016 FWRL CAN CRL U17	2.07	1.87
2016-08-28	Sunnyvale Alliance SC Red G00	0	San Juan SC South G00	7	2016 FWRL CAN CRL U17	1.16	4.90